




Standby	Prime	Voltages	Freq.	PF	Alternator Leads
275KW/344KVA	250KW/313KVA	220/127, 208/120,	60Hz	0,8	3Ph, 4W, 12 Lead



GENERAL SPECIFICATIONS

Engine	Alternator	Control Panel
		
6LTAA9.5-G1	TAL-A46-F	IntelLite AMF 25
6 cyl in Line	3 Phase	Auto Start
9.5 Ltr.	12 Lead	7 inputs/6 outputs
Elect. Speed Gov.	4pole, 1 Bearing	3 analog inputs
Turbo/Aftercooled	R150 AVR	Remote Monitor

Weights & Dimensions		
	OPEN UNIT	SILENT
Length (L)mm		3970
Width (W)mm		1170
Height (H)mm		2200
Net Weight kg		2.742

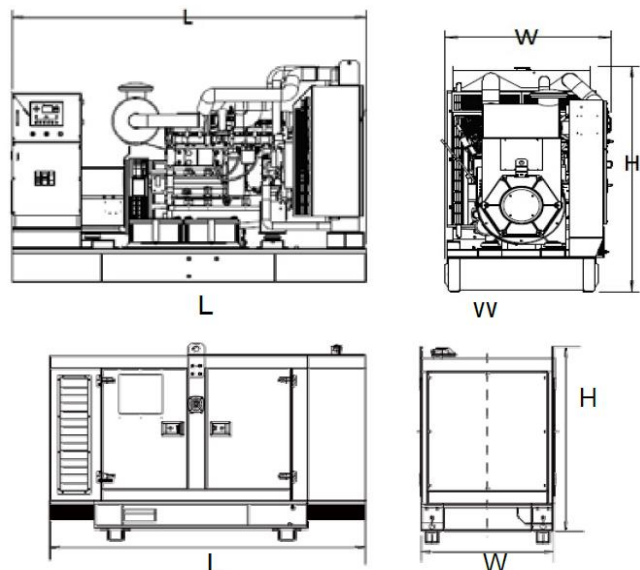
Fuel Consumption /l	Liters	Gallons
100% Standby Power	76,0	20,1
100% Prime Power	68,0	18,0
75% Prime Power	50,0	13,2
50% Prime Power	34,0	9,0
Fuel Tank Capacity, Open Unit	450	240,2
Fuel Tank Capacity, Canopy Unit	530	139,9

Standby Rating:

According to ISO 8528-1:2005, standby power is the maximum power available during variable electrical power sequence, under the stated operational conditions for which a generating set is capable of delivering in the event of a utility power outage for up to 200 hrs. per year while meeting manufacturers recommended operation and maintenance requirements. The permissible average power output over a 24 hr. period shall not exceed 70% of this rating.

Prime Rating:

According to ISO 8528-1:2005, prime power is the maximum power which a generating set is capable of delivering continuously while supplying a variable electrical load when operated for an unlimited number of hours per year while meeting manufacturers recommended operation and maintenance requirements. The permissible average output (Ppp) over a 24 hr. period



Blue Power gensets are compliant with EC mark which include the following directives:

- * 2006/42/EC Machinery Safety.
- * 2006/95/EC Low Voltage.

Engine Specifications

Engine Model	6LTAA9.5-G1
Engine Type	6 Cyl. In-Line
Bore x Stroke (mm)	16.54X148
Displacement (L)	9.5L
Engine H.P. at 100% Standby P	346
Compression Ratio	16.6:1
Aspiration Type	Turbo/Aftercooled
Intake Air Flow (Ltr/sec.)	286
Injection Type	Mechanical/Direct
Governor Type	Electronic
Coolant Capacity Eng.	11.1L
Oil Pan Capacity	32.4L
Electrical System Voltage	24vdc
Max Exhaust Back Pressure	10 kPa
Exhaust Gas Flow (Ltr/sec.)	762
Exhaust Gas Temp.	520 C°



A.C. Alternator Data

Leroy Somer Model	TAL-A46-F	Standard AVR Model	R150
Winding Type	12 Lead, 3 Phase	Excitation Type	Shunt
Power Factor	0,8	Voltage Regulation	±1.0%
Insulation Class	H	Max. Overspeed	2250 rpm
Winding Pitch	2/3	THF	<2%
Ingress Protection	IP23	TIF	<50

Alternator Performance Data		60 Hz			
Voltage Series Star (WYE)	380	416	440	480	
Voltage Delta	220	240	254	277	
*kVA Base Rating at 0.8 Pf	270	292	308	344	
Locked Rotor Motor Starting kVA*				450	

*Base Ratings are for Standby - 163°/27°C Rise/Amb.

**at 30% voltage dip, 0.6 Pf

Leroy Somer complies with international standards and regulations: IEC 60034 and derivative, they are designed, manufactured and marketed in ISO 9001 & 14001 environment and can be integrated into a CE market generator set

ComAp IntelliLite AMF 25

Benefits

- ▶ Single gen-set controller for standby and prime applications
- ▶ Direct Communications with EFI engines
- ▶ All-in-one intuitive & powerful PC tool for configuration/monitoring/control



Features

- ▶ Standby and Prime power application in one unit
- ▶ 5 languages in the controller and translator functionality
- ▶ 3 levels of password security
- ▶ 3 sets of alternative configurations
- ▶ Magnetic pick-up input
- ▶ ECU support and TIER4 Final ready
- ▶ Plug-in Module concept for more capabilities (Modbus, Internet, SMS, inputs/outputs)
- ▶ 1 slot for Plug-in modules
- ▶ Power over USB for controller adjustments
- ▶ Adjustable D+ threshold
- ▶ Ventilation pulse
- ▶ Flexible Choke
- ▶ Fuel pump control
- ▶ 3 analog inputs, 6+1 binary inputs, 6 binary outputs
- ▶ 2 higher current binary outputs
- ▶ Adjustable delay for binary inputs
- ▶ Alarms and gen-set status assignable to binary outputs
- ▶ Run hours source ECU or internal
- ▶ Real time clock
- ▶ Multi purpose scheduler functionality
- ▶ 3 maintenance timers
- ▶ Detailed history log with up to 150 records
- ▶ Zero power mode
- ▶ Possibility to disable protections
- ▶ Modbus register mapping possibility
- ▶ Start on Low Battery (only for native prime power configuration)
- ▶ Cutout dimensions: 172mm x 112mm (same as Intellilite NT family)



ComAp IntelliLite Control Panel meets the following certificates and standards:

- EN61000-6-2
- EN61000-6-4
- EN61010-1
- EN61000-2-1 (-20°C/16h for std version)
- EN6100-2-2 (70°C/16h)
- EN61000-2-6 (2÷25Hz/ ±1,6mm; 25÷100 Hz/4,0 g)
- EN61000-2-27 (a=500 m/s²; T=6 ms)
- EN61000-2-30
- EN60529 (front panel IP65, back side IP20)